


Spend some time thinking about the question below and journal your thoughts or share them with a parent.



Journal writing lines.



Day 1

THE SO & SO SHOW  
Today, watch and write down your thoughts!  
You can find each week's episode at [www.popmn.org/kidvid](http://www.popmn.org/kidvid)

After watching, write one thing that:

1. You liked:

2. You learned:

3. You'd like to know:



## Day 2

---

Read John 18–20:1–18

Read chapters 18 and 19 in the book of John. It's pretty heavy stuff, huh?

If you're reading in a physical Bible, take a pencil and draw a line on the side of the words starting with the moment Jesus was arrested until He died.

If you're reading in an app, do a quick scroll to see all the text.

It's a lot. A lot of pain. A lot of confusion. A lot of fear. And ultimately, death.

But then comes John, chapter 20. Read verses 1–18. Circle this entire section, and beside the circle, in the margins, write HOPE.

Easter means that Jesus is alive. And that means hope is too!


## Day 3

---

For this prayer time, get under the covers in your bed.

While you're under the covers, as dark as you can make it, talk to God about anything hard you're going through—or pray for others around you who are struggling. In between praying for the hard stuff, throw the covers off and say, “Thank You that Jesus is alive!”

Keep going between light and dark, in and out of the covers, as you ask God for help, but continue to remind yourself that Jesus is alive!



## Day 4


---

This week, we read all the way through John 20:18.

But if you read just a couple of verses beyond that, you discover something really important about the truth that Jesus is alive: that Jesus wants us to share that news with others! In fact, it was so important that it was the first thing that Jesus told His disciples when He appeared to them after His resurrection.

Who do you know that needs to be reminded of the truth that Jesus is alive? How can you share this good news with them? Maybe you could share some Easter candy with a friend and talk to them about why you celebrate Easter! Or maybe you know someone who has already put their trust in Jesus, but they're going through a really hard time? Consider taking a strip of paper and writing out a prayer for them on one side, with the message of hope that JESUS IS ALIVE! on the other side, then sticking it in a plastic Easter egg to give to them.

Whatever happens, remember Jesus is alive.



## Day 5

---

What does Easter mean to you?

The funny thing about a holiday is that it's just that . . . a day. But Easter is much more than just a day! Easter is when we celebrate that Jesus is alive—and that truth is true 365 days of the year! So how can you remember that truth every day?

Do you have a device with a calendar or reminder app on it? If so, set a recurring event or reminder that will show up each day that says, “Jesus is alive!”

If you don't have a device, then write the message, “Jesus is alive!” in several places around the house. You can write it with a dry erase marker on your bathroom mirror, write it on sticky notes to place in the car, write it on the back of a bookmark, and hang a sign on the refrigerator for starters. Keep going until you've got enough reminders to help you keep remembering this truth beyond Easter!